



Town of Columbia
2023 Launch Access
 COLUMBIA LAKE



Complete and mail or drop off to:
 Parks and Recreation
 323 Route 87, Columbia CT 06237

Include: \$50 Check made payable to the Town of Columbia, copies of registration and safe boating certificate, and education certificate.

****Key must be returned at the completion of the boating season**
 \$25 refund issued upon return of key**

NAME:		
ADDRESS:		
PHONE NUMBER	(home)	(cell)
Email:		
BOAT INFORMATION		
TYPE (<i>motorboat, sailboat, etc.</i>):	MAKE:	COLOR:
LENGTH:	ENGINE SIZE/TYPE (horsepower, I/O or outboard):	ENGINE SERIAL #:
TRAILER PLATE #:		
VEHICLE PLATE #:		
REGISTRATION (<i>include copy</i>) #:		Hull ID #:
SAFE BOATING CERTIFICATE: YES ___ (<i>include copies of both</i>) CERTIFICATION OF SELF STUDY: YES ___		
<i>No person shall operate on the waters of Columbia Lake, a boat with an outboard engine whose horsepower exceeds 80, or a boat with an inboard engine whose horsepower exceeds 150.</i>		
<i>Connecticut law requires that all boats with motors, regardless of size, and sailboats powered by sail alone, 19 ½ feet or longer in length, be registered and numbered before launching.</i>		
<i>On or after October 1, 1997, no resident of the state, person owning real property in the state or person owning a vessel in the state, shall operate on the waters of the state a vessel which is required to be registered or numbered in the state unless such person has obtained a Safe Boating Certificate.</i>		
FOR OFFICE USE ONLY		
RESIDENCY VERIFICATION:		
KEY NUMBER		
\$50 FEE PAID	CHECK #	<input type="checkbox"/> CASH

Launch Access Application Continued

Before a key is issued, the boat must go through our inspection guidelines used for all vessels entering Columbia Lake.

Applicant acknowledges that to the best of his/her knowledge all information submitted on this form is true and correct and that submission of incorrect information, whether intentional or unintentional, may result in forfeiture of the assigned mooring.

PRINT

SIGNATURE

DATE

Aquatic Invasive plants in Connecticut waters.




This is an example of an aquatic nuisance species (ANS) on Pickeral Lake in Colchester. You can help to prevent the spread of ANS through the tips in this brochure.

How are non-native species harmful?

- √ Reducing native species by:
 - Introducing diseases.
 - Consuming nutrients from the water column.
 - Outcompeting for available light.
 - Reducing oxygen content.
 - Disrupting food chains.
- √ Ruining boat engines & steering equipment.
- √ Reducing swimming & boating areas (by forming large mats).
- √ Ruining access to good fishing spots and potentially eliminating fishing in the area.

Help save our waters from Aquatic Hitchhikers.

- √ Boaters must inspect their vessel for vegetation and properly remove and dispose of any vegetation before transporting the vessel.
- √ It is illegal to release invertebrates such as Zebra Mussels into Connecticut waters.
- √ The importation, transportation, sale, purchase, possession, cultivation or distribution of many species of invasive plants is prohibited.
- √ You may be fined up to \$95 per violation.



The Department of Energy and Environmental Protection is an affirmative action/equal opportunity employer and service provider. In conformance with the Americans with Disabilities Act, DEEP makes every effort to provide equally effective services for persons with disabilities. Individuals with disabilities who need this information in an alternative format, to allow them to benefit and/or participate in the agency's programs and services, should call 860-424-3035 or e-mail the ADA Coordinator, at DEEP.aaofice@CT.Gov. Persons who are hearing impaired should call the State of Connecticut relay number 711.



STOP AQUATIC HITCHHIKERS!



State of Connecticut
Department of Energy & Environmental Protection
79 Elm Street
Hartford, CT 06106-5127
Phone (860) 434-8638
www.ct.gov/deep

What is a non-native Aquatic species?

A non-native species may also be called an invasive or nuisance species or an aquatic hitchhiker. It is an aquatic plant or animal that has been introduced and becomes established in salt or fresh water. Its introduction causes or is likely to cause economic or environmental harm or harm to human health.

How are non-native species introduced?

Non-native species can be brought into Connecticut waters in a few ways:

- ✓ Attached to the hulls of commercial ships or transported from foreign waters in the ballast waters.
- ✓ Carried into ponds, lakes, rivers and the Sound on recreational boats and trailers.
- ✓ Transported on a bird's body or in feces.
- ✓ Dumped into the water from bait buckets.
- ✓ Attached to fishing equipment.



What can I do to prevent the spread of non-native species?



STOP AQUATIC HITCHHIKERS!

Prevent the transport of nuisance species.
Clean all recreational equipment.
www.ProtectYourWaters.net

Before leaving the launch:

- ✓ **Clean:** remove any visible mud, plants, fish or animals before transporting equipment.
- ✓ **Drain:** eliminate water from equipment, such as a live well, before transporting.

At home or prior to your next launch:

- ✓ **Dry:** anything that comes into contact with water (boats, trailers, anchors, propellers, fishing equipment, clothing, dogs, etc) for a minimum of 1 week.
- ✓ If drying isn't possible, wash with hot water (preferably high pressure).
- ✓ Never release plants, fish or animals into a body of water unless they came out of that body of water.
- ✓ Dispose any unused bait in an upland trash.




How can I clean my boat to prevent the spread?

- ✓ Drying equipment for a minimum of 1 week (hot/dry weather) and a minimum of 4 weeks (cool/wet weather) before entering new waters.
OR.....
- ✓ Washing with hot water, preferably high pressure.
- ✓ Dipping equipment into 100% vinegar for 20 minutes prior to rinsing.
- ✓ Using a 1% salt solution and leave on for 24 hours prior to rinsing. To make the solution see chart below:

Gallons of Water	Cups of Salt
5	2/3
10	1 1/4
25	3

- ✓ "Wet" with bleach solution (1 oz. per gallon) or soap and hot water (Lysol, boat soap, etc.) for 10 minutes prior to rinsing.



“For the Sake of the Lake”



Town of Columbia Non-Native Aquatic Invasive Species herein
Aquatic Invasive Species and/or
(AIS) Awareness Self Study Course ~ 2017*

***Part of the Comprehensive Aquatic Invasive Species Prevention Plan**

A Primary Threat to Columbia Lake ~ Aquatic Invasive Species (AIS)



Currently there are no known aquatic invasive species in Columbia Lake.

The goal is TO PREVENT AIS!

Part 1

What Are Aquatic Invasive Species?

Why Should I Care?

Aquatic Invasive Species (AIS) are non-native plants, animals, and pathogens that live primarily in water.

They thrive in a new environment and can cause environmental damage, recreational loss, economic loss and can be harmful to human health.

Currently there are no known aquatic invasive species in Columbia Lake.

The goal is TO PREVENT AIS!

AIS Negative Impacts

- Lake Ecosystem
 - ✓ Destroys Natural Habitat/Ecosystem
 - ✓ Minimizes Natural Beauty
- Recreational Use
 - ✓ Temporarily or Permanently Impedes Recreational Uses
- Economic Impact ~ Ongoing & Costly
 - ✓ \$ Per Acre Cleanup Costs of \$300 - \$ 2,000
 - ✓ Options to Reduce Have Flaws & Do Not Remove AIS
 - ✓ AIS Growth has Negative Impact on Town Tax Base
- Health
 - ✓ Toxins Can Be Passed Up the Food Chain



Aquatic Hitchhikers



Costs of Cleanup

Part 2

Examples of Aquatic Invasive Species (AIS) Found in Connecticut Water Bodies

AIS EXAMPLES

- **Fanwort** – are aquatic plants of the water lily family, having very small flowers with submerged and floating leaves. **Fanwort is found in lakes and ponds throughout most of CT, the nearest being in Mono Pond, Columbia CT.**
- **Curly-leaf pondweed** - is a species of aquatic plant native to Eurasia but is a noxious weed in North America. It is under water with smooth wavelike form and jagged edged leaves. **Curly-leaf pondweed is found in Lake Candlewood, Lake Zoar and many other lakes and ponds throughout CT.**




Fanwort



Curly Leaf Pondweed

AIS EXAMPLES

- **Hydrilla** – forms a dense canopy shading out other vegetation. Hydrilla interferes with recreational activities such as swimming, boating, fishing and water skiing. Thick layers can alter water quality by raising pH, decreasing oxygen under the mats, and increasing temperature. **Hydrilla is found in Coventry Lake, the Connecticut River and throughout Southern CT.**
- **Variable Leaf Water Milfoil** – is similar to Hydrilla but milfoil reduces biodiversity by competing aggressively with native plants. Also it reduces oxygen levels in the water caused by decomposing plants which can kill fish. **Variable Leaf Water Milfoil is found in Coventry & Rogers Lakes & throughout most of CT.**



Hydrilla



Variable Leaf Water Milfoil

AIS EXAMPLES

- **Zebra Mussels** – a chiefly freshwater Eurasian mollusk that was accidentally introduced into the Great Lakes and has spread to other waterways throughout the USA. Zebra mussels get their name from a striped pattern commonly seen on their shells, though it is not universally present. They are usually about the size of a fingernail, but can grow to a maximum length of nearly 2 in. They compete with native fish for food. Zebra Mussels are found in Rogers Lake, the Connecticut River and many other CT waterways.



Zebra Mussels

Example of CT Waterways With AIS Near Columbia Lake

- Mono Pond ~ Columbia
- Bolton Lake ~ Bolton
- Bashan Lake ~ East Haddam
- Beseck Lake ~ Middlefield
- Black Pond ~ Meriden
- Cedar Lake ~ Chester
- Connecticut River

- Coventry Lake ~ Coventry
- Crystal Lake ~ Middletown
- Crystal Lake, Ellington
- Gardner Lake ~ Salem
- Grannis Lake ~ East Haven
- Lake Pocotopaug ~ East Hampton
- Rogers Lake ~ Lyme

Part 3

How Can We PREVENT AIS In Columbia Lake?

Prevent 'aquatic hitchhikers' from being transported by different pathways which include:

- Attaching to boat hulls, motors, trailers, and equipment
- Attaching to non motorized watercraft as row boats, kayaks, canoes, paddle boards and equipment as paddles
- Attaching to fishing or other field gear
- Transporting in bilge tanks, live wells, and engine cooling water
- Emptying bait containers into water bodies
- Emptying aquariums into water bodies

What Can We Do To Help Stop AIS?



PREVENTION is the most effective option for stopping the spread of aquatic invasive species.

When boating or paddling in other waterways before launching in Columbia Lake follow the simple steps of

CLEAN, DRAIN, DRY OR DISINFECT EVERYTIME!

Clean, Drain, Dry or Disinfect Procedures

DO NOT TRANSPORT ~ Before Leaving Boat Launch of Another Water Body

- ✓ **CLEAN** ~ remove all visible mud, plants, animals & other debris before transporting equipment
- ✓ **DRAIN** ~ eliminate all water from your watercraft, trailer, tackle and gear before leaving the area, including wells, bilge, engine cooling water, internal compartments and bait buckets

In addition to CLEAN & DRAIN Practices...DRY or DISINFECT

- ✓ **DRY** your watercraft & equipment in hot or sunny weather for 7 days before transporting boat to another body of water OR
- ✓ **DISINFECT** ~ Use a high pressure washer to spray of watercraft & trailer or rinse the watercraft & trailer with hot water OR
- ✓ Wet the watercraft & trailer with a bleach solution (1 oz per gallon) or Lysol and hot water for 10 minutes. Rinse well to remove all residual cleaning agents.

Clean & Disinfect Watercraft

Away From the Columbia Lake Watershed Area

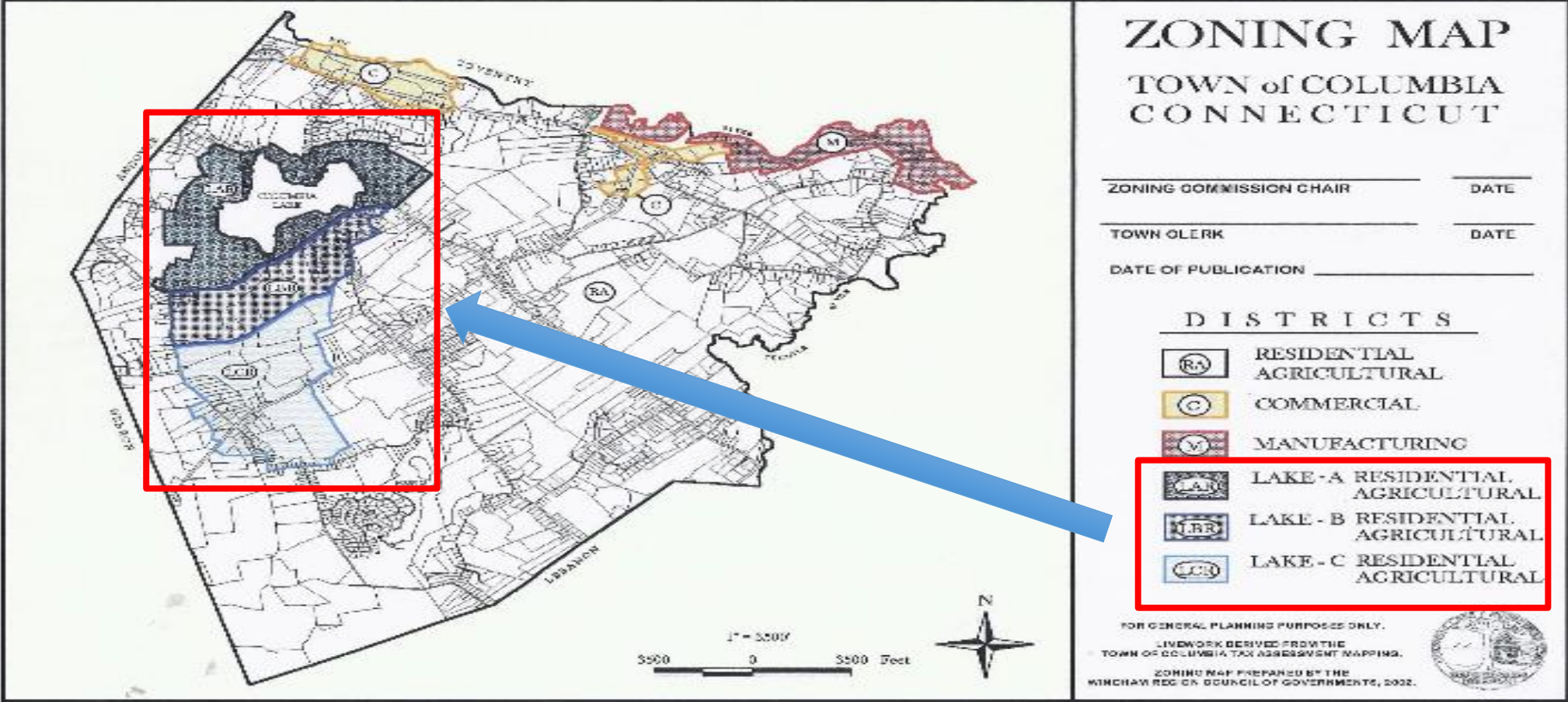
What is Watershed?

The Columbia Lake watershed is a bowl area surrounding Columbia Lake where all water runoff from rain or snow and human use drains from high points downward to culverts or catch basins that ultimately empties into the lake.

Where Do Watershed Residents Clean/Disinfect Watercraft?

- ✓ If you live in the Watershed, for watercraft requiring disinfecting consider a location that is as far from the Lake as possible and that does not drain downhill to a storm culvert or other storm water flow to the Lake OR
- ✓ Go to an area outside of the watershed that does not have water runoff that empty into the lake. An example of a disinfecting area outside of the watershed are car washes.

Columbia Lake Watershed Areas A, B & C



Town of Columbia Inspector &/or Qualified Inspector Action Steps Prior to Launching

- **LOOK & FEEL** for signs of any vegetation, mussels, snails or standing water that may be attached to any watercraft part ~ outside & inside
- **CHECK TRAILER & TOWING VEHICLE** including rollers and bunks for signs of any plants
- **OPEN** internal compartments checking they are completely drained
- **CHECK FOR STANDING WATER.** Standing water is of particular concern as some aquatic invasive species have life stages that are microscopic - as invasive mussel larvae - and undetectable. They can be easily transported in standing water from previous use.
- **LAUNCH** if **NO signs of AIS** seen or felt and/or no standing water
- If you find any vegetation, mussels, snails or standing water **REMOVE** watercraft to *Clean, Drain, Dry or Disinfect.*

“For the Sake of the Lake”



PREVENT THE INTRODUCTION OF AIS!!!

TOWN OF COLUMBIA



Non-Native Aquatic Species (herein Aquatic Invasive Species and/or AIS) Awareness Self-Education Course Objectives, Materials and Directions (Attachment B)

At the completion of this self-education course, the Town of Columbia (TOC) resident will have a baseline understanding of the objectives outlined below.

OBJECTIVES: This course provides an overview of the amended Town of Columbia (TOC) Ordinance 6-4, TOC Watercraft Inspection Procedures and an introduction to Aquatic Invasive Species (AIS) including:

- Reviewing the TOC Ordinance 6-4 related to launching watercraft on Columbia Lake
- Reviewing the TOC Board of Selectman Inspection Procedures
- Learning and understanding about Non native aquatic species including:
 - The definition of Aquatic Invasive Species (AIS)
 - The potential negative impacts of AIS
 - Common examples of AIS found in Connecticut
 - How AIS can be transported
 - AIS best management prevention measures
 - Water bodies effected by AIS near Columbia Lake

MATERIALS: This packet contains the following materials:

- TOC Ordinance 6-4 amended on May 10, 2017
- TOC Board of Selectmen Inspection Procedures for Section 2 of Ordinance 6-4
- DEEP Aquatic Hitchhiker Tri-fold Brochure (Attachment A)
- Aquatic Invasive Species (AIS) Awareness Self Study PowerPoint
- AIS Awareness Knowledge Test
- Certification of Self Study Regarding Aquatic Invasive Species (Attachment C)
- Launch Access Form

DIRECTIONS:

1. Read/review the TOC Ordinance, TOC Inspection Procedures, the DEEP Aquatic Hitchhiker Tri-fold Brochure and the AIS PowerPoint
2. Complete the AIS Awareness Course Knowledge Test
3. Complete Attachment C ~ Certification of Self Study Regarding Aquatic Invasive Species Form
4. Bring the completed AIS Awareness Knowledge Test with Attachment C to the Town Administrator's Office in Town Hall for signature approval. **NOTE:** The test will be collected without identification for data analysis. **If you wish to sign out a key to the gate, please bring a completed Launch Access Form along with a payment (cash or check only) in the amount of \$50.00 to the Administration Office.**

**Attachment C to Regulations Under Town of Columbia
Ordinance 6-4 Section 2
2019
CERTIFICATION RE: SELF-STUDY REGARDING
NON-NATIVE AQUATIC SPECIES**

Date	Watercraft Registration Number (if applicable)	Email Address

Name (Print)	Mailing Address in Town

I, the above-named person, hereby certify that:

I am a resident of the Town of Columbia, Connecticut;

- a) I have completed the Town course of self-study for the inspection of Watercraft for Non-Native Aquatic Species. I have done so in accordance with the Inspection Procedures under Town Ordinance 6-4;
- b) I will comply with the Inspection Procedures prior to launching any Watercraft on the Lake and if any Non-Native Aquatic Species is found on any Watercraft inspected by me.
- c) I acknowledge that I am being provided with a 2018 permit and, if requested, a means to pass through secured access to the Boat Launch at all times during the 2018 boating season on the Lake;
- d) I agree that I shall not share or otherwise allow my permitted access, if sought by me, to be used by anyone else;
- e) Should I violate Ordinance 6-4 or these Inspection Procedures or this Certification, I agree that my 2018 permit may be revoked by the Town Marine Patrol for a period of 14 days for the first offense and for 30 days for any second offense. A third offense will cause revocation of my 2018 permit for the remainder of the calendar year;
- f) If my permit is revoked, and I have received means of access to the Boat Launch, I will surrender the means of access to a Marine Patrol Officer. After such surrender, I shall have the ability to ask and require the Board of Selectmen to review such revocation. The review shall occur at the Board's next regular meeting occurring at least five days after I have delivered written request for a review to the Town Administrator;
- g) If my 2018 permit is revoked, I may continue to access the Lake via the Boat Launch to launch my Watercraft during any Time Period in accordance with the Inspection Procedures.

Signed under penalty of false statement this ____ day of _____, 2018

(Signature)

**AN ORDINANCE CONCERNING ACTIVITIES AND CONDUCT
AT THE COLUMBIA TOWN BEACH AND THE LAUNCHING OF
WATERCRAFT FROM THE SHORELINE OF COLUMBIA LAKE
AND PENALTIES FOR VIOLATION OF SUCH**

Section 1: The use of glass containers at the Town Beach is hereby prohibited.

Section 2: For the purpose of this Section 2 (2.0-2.4), the following terms shall have the meanings set forth in this Section 2.0:

- "Boat Launch" shall mean the boat launch owned, operated and maintained by the Town of Columbia at Lake which is located at the end of Beach Road. For purposes of this Section 2, Boat Launch, in addition to the designated launch ramp, shall also include the launch of any Watercraft from any other location at the Town Beach located on Beach Road.
- "Lake" shall mean Columbia Lake within the Town.
- "Lake Watershed" shall mean that area of the Town included in the Columbia Lake Watershed Protection Overlay Zones LAR, LBR and/or LCR pursuant to Section 21.4 of the Town's zoning regulations, as from time to time amended.
- "Inspection Procedures" shall mean such procedures as shall be established by the Board of Selectmen regarding the inspection of Watercraft for Non-Native Aquatic Species and the general implementation and enforcement of this Section 2, as the same may be amended from time to time in the manner as shall be provided in the Inspection Procedures. The Inspection Procedures shall be published on the Town's website, and otherwise available in printed format free of charge at the Town Hall or from a Town inspector authorized pursuant to Section 2.3.
- "Non-Native Aquatic Species" shall mean aquatic flora and fauna having the potential for rapid growth, dispersion and displacement of native species within waterbodies of the State of Connecticut, as identified from time to time: (i) by the Commissioner of the State of Connecticut Department of Energy and Environmental Protection; or (ii) in the Inspection Procedures. Non-Native Aquatic Species shall also include any aquatic flora or fauna suspected to be such in the absence of a positive identification.
- "Time Periods" shall mean such time periods as the Selectmen shall establish as part of the Inspection Procedures during which an authorized Town employee will be available at the Boat Launch to conduct inspections in accordance with the Inspection Procedures.
- "Town" shall mean the Town of Columbia.

- "Watercraft" shall mean any boat, kayak, canoe, paddleboard, personal watercraft or other contrivance with or without an independent means of propulsion and capable of carrying one or more persons on and over the surface of a waterbody. "Watercraft" shall also include any motor vehicle, a trailer or other equipment used to transport and launch a Watercraft; all or any portion of which is immersed in a waterbody during the course of such launching.

Section 2.1: Use of Launch Ramp: Watercraft which require a powered vehicle to be launched at the Town Beach must be launched and removed only from the designated launch ramp.

Section 2.2: Inspection of Watercraft Required: On and after the effective date of this ordinance, no person shall launch any Watercraft into the Lake unless the following conditions are met:

- (a) Watercraft launched from the Boat Launch during one of the Time Periods shall be inspected at the Boat Launch for the presence of Non-Native Aquatic Species pursuant to the Inspection Procedures. A person otherwise entitled to use the Boat Launch to launch a Watercraft shall have access to the Boat Launch for such purpose at all other times not within one of the Time Periods by complying with Inspection Procedures pertaining to access to the Lake after self inspection.
- (b) Any person otherwise entitled to launch a Watercraft into the Lake from any location other than the Boat Launch shall only launch such Watercraft after making a self-inspection of such Watercraft in accordance with the Inspection Procedures.
- (c) If Non-Native Aquatic Species are discovered on a Watercraft during any inspection, all signs of such Non-Native Aquatic Species shall be removed from such Watercraft by the inspector and applicable provisions of the Inspection Procedures shall be satisfied.

Section 2.3: Designation of Inspection Officials: Inspection Schedule and Fees: The Town's Board of Selectmen shall designate one or more Town employees to administer the inspection program and procedures described in Section 2.2 of this ordinance. All such employees shall be under the supervision of the Town's Marine Patrol, and shall receive such reasonably appropriate training as is necessary for the identification of, and potential locations on Watercraft of, Non-Native Aquatic Species. Fees for such inspections as may be set by the Town's Board of Selectmen shall be specified in the Inspection Procedures.

Section 2.4: Penalties for Noncompliance: Any person who places a Watercraft into the Lake without complying with all applicable provisions of this ordinance shall be subject to: (i) the fine imposed pursuant to Section 15-180 of the Connecticut General Statutes, as from time to time amended, as enforced by the Town's resident state trooper, CT State Police, or DEEP Conservation Officer; and (ii) any additional fine or other penalty specific to this Section 2 as may be imposed by Section 5 of this ordinance.

Section 3: No person may launch a boat without first determining if the launch area is vacant. All vehicles must stop at the designated area. All operators must walk to the launch area to determine availability of the area. No boats may be launched without an Individual "walking" the trailer to and from the launch area. Vehicles are not allowed to park or stand in the launch area for longer than it takes to launch a boat.

Section 4: Prohibited Act: The consumption or possession of alcoholic liquors or beverages by any person at the Town owned public beach is not permitted at any time.

Section 5: Any person, firm or organization may be fined an amount not more than fifty dollars (\$50.00) for each offense under this ordinance.



TOWN OF COLUMBIA Aquatic Invasive Species (AIS) Awareness Knowledge Test

Directions: After reviewing the Town of Columbia (TOC) Aquatic Invasive Species (AIS) Awareness course materials complete the test below. Bring the completed test with your completed Certification RE: Self-Study Regarding Non Native Aquatic Species Ordinance (Attachment B) to the Town Administrator. The Town Administrator will provide an Answer Key for you to self-evaluate your knowledge level as they process your certification to be a Qualified Inspector.

- 1.) The most effective option to stop the spread of AIS in a water body as Columbia Lake is:
 - a. Only use your watercraft on one or two other water bodies
 - b. Allow 'aquatic hitchhikers' to travel on your watercraft
 - c. Comprehensive AIS Prevention Plan including Inspection, Education, Monitoring
 - d. Do not empty aquarium plants and water in the lake

- 2.) Hydrilla, which can quickly disrupt a lake ecosystem as it grows in thick, matted layers, has been found in the following lake:
 - a. Andover
 - b. Columbia
 - c. Coventry
 - d. All of the above

- 3.) When leaving another water body, before leaving the boat launch one should CLEAN their watercraft and equipment by removing all visible plants etc before transporting equipment. You do not have to DRAIN live well water or engine cooling water.
 - a. True
 - b. False

- 4.) The negative impact of AIS includes:
 - a. Destroying natural habitat
 - b. Impeding recreational uses temporarily or permanently
 - c. Ongoing economic costs
 - d. All of the above

- 5.) When vegetation is found during an inspection to DISINFECT leave the boat launch area and either rinse the watercraft with a high-pressure washer and hot water or wet the watercraft with a bleach solution (1 oz per gallon) or Lysol soap for 10 minutes.
 - a. True
 - b. False



TOWN OF COLUMBIA
Aquatic Invasive Species (AIS) Awareness
Knowledge Test

- 6.) The definition of Aquatic Invasive Species (AIS) includes:
 - a. Non-native plants, animals and pathogens that live primarily in water
 - b. Thrives in a new environment by competing with native plants
 - c. Can cause environmental damage, recreational loss and economic loss
 - d. All of the above

- 7.) Fanwort, an AIS with small flowers and submerged and floating leaves is in Mono Pond.
 - a. True
 - b. False

- 8.) Transportation pathways for AIS include:
 - a. Emptying bait containers in water bodies
 - b. Attaching to parts of motorized and non motorized watercraft
 - c. Transporting standing water in live wells, engine cooling water, internal compartments and bait buckets
 - d. All of the above

- 9.) In the Clean, Drain and Dry or Disinfect procedures to minimize ‘aquatic hitchhikers’ after visiting another waterway, one should DRY their watercraft and equipment in hot, sunny weather for a minimum of:
 - a. 2 Days
 - b. 7 Days
 - c. 14 Days
 - d. 0 Days

- 10.) Columbia Lake’s Town Inspector and/or Qualified Inspector procedures include:
 - a. Looking and feeling for signs of any vegetation, mussels, snails on all equipment
 - b. Checking for standing water
 - c. Removing the watercraft if one finds any vegetation, mussels, snails or standing water to Clean, Drain, Dry or Disinfect
 - d. All of the above

- 11.) If you have a non-motorized, hand carried watercraft, (kayak or canoe) that has been on another lake or river, you must self inspect for AIS and follow the CLEAN, DRAIN, DRY or DISINFECT procedures before launching on Columbia Lake.
 - a. True
 - b. False



TOWN OF COLUMBIA
Aquatic Invasive Species (AIS) Awareness
Knowledge Test

- 12.) Prior to launching a watercraft the Town of Columbia (TOC) Town Ordinance 6-4 to include Launching of Watercraft from the Shoreline of Columbia Lake requires:
- a. All watercraft must be launched and removed from the Town Boat Launch only
 - b. A financial penalty of \$500 for each offense under the Ordinance
 - c. Town Inspectors be supervised by the resident State Trooper
 - d. Inspection of all watercraft be it by TOC Inspectors or Qualified Inspectors
- 13.) A resident of the Columbia Lake watershed area can disinfect watercraft in the watershed area allowing the water and soap or bleach used to disinfect to drain into culverts or catch basins that empty into the lake.
- a. True
 - b. False
- 14.) In Gardner Lake, Coventry Lake, Bolton Lake and Bashan Lake, AIS has been found and active measures are underway to minimize AIS threats.
- a. True
 - b. False

s:\selectman\mark walter\gate monitoring at lake\ais_awareness_test_.docx